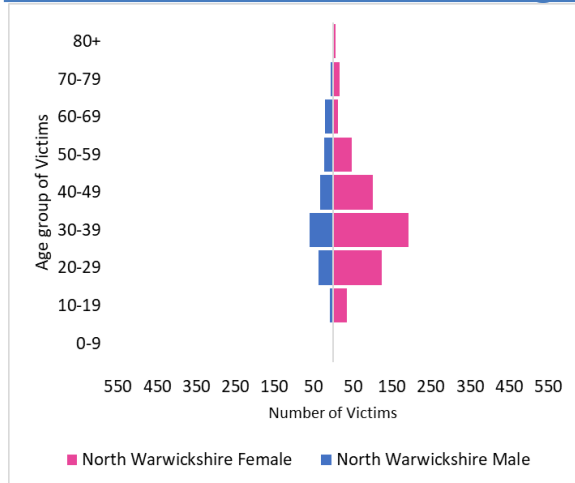


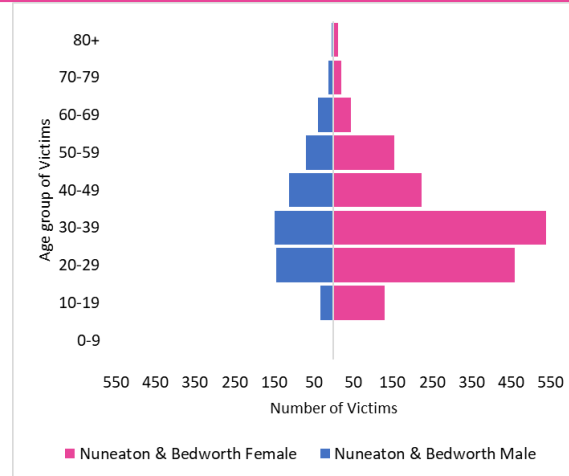


## Victim Profiles for Reported Domestic Abuse 2021/22\*, by Borough/District

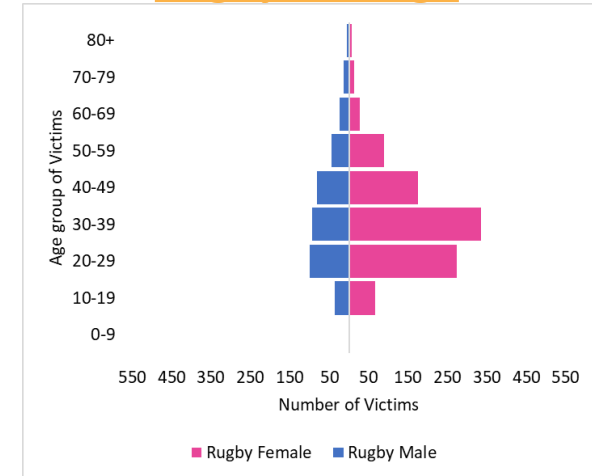
### North Warwickshire Borough



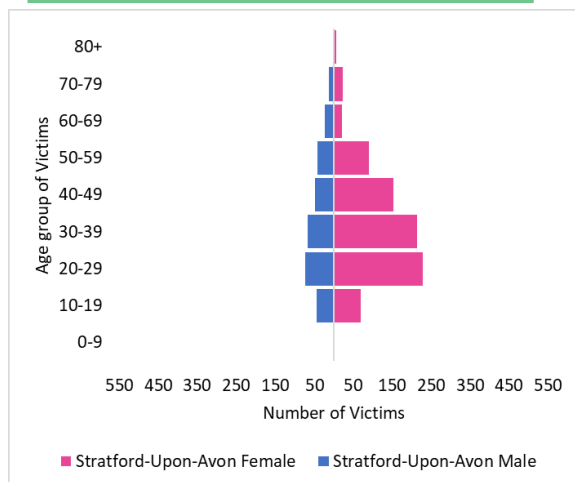
### Nuneaton and Bedworth Borough



### Rugby Borough



### Stratford on Avon District



### Warwick District



OFFICIAL

\*Based on victim data from offences reported to Warwickshire Police, BOX1 between April 2021 and March 2022, where a gender is specified.

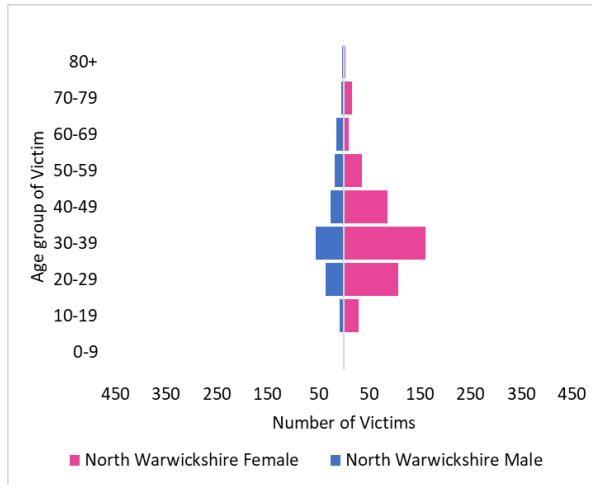
Notes to the data:

- 1% of victims did not specify a gender so these victims have not been included in these graphs. The Police data only shows 3 categories – 'Female', 'Male', 'Unspecified/Blank'.
- A victim may be included more than once within these demographics if they are a repeat victim.
- 20% of victims did not specify ethnicity. Therefore, demographics based on ethnicity has not been included here.

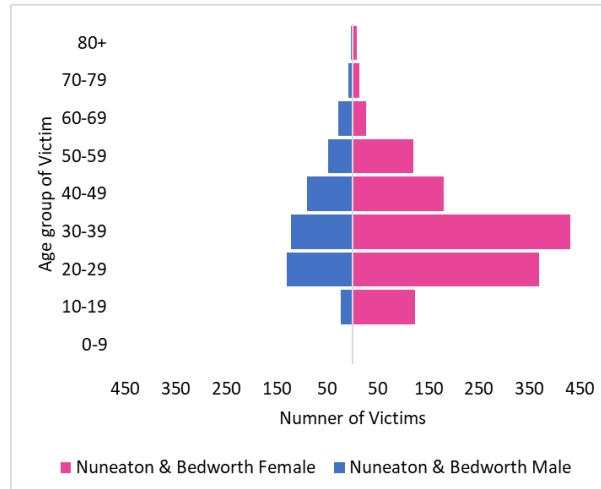


## Victim Profiles for Reported Domestic Violence 2021/22\*, by Borough/District

### North Warwickshire Borough

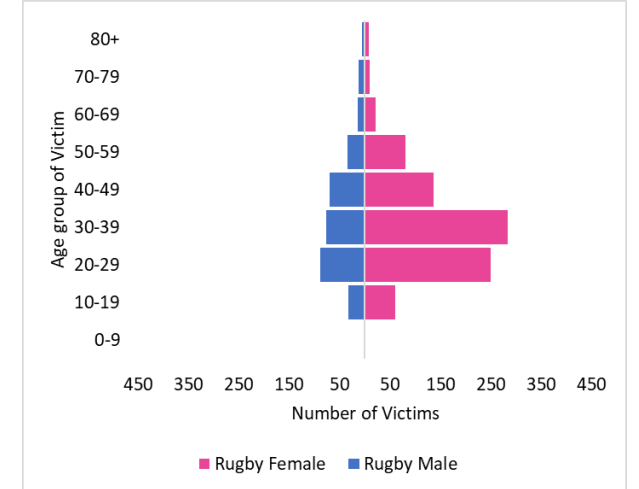


### Nuneaton and Bedworth Borough

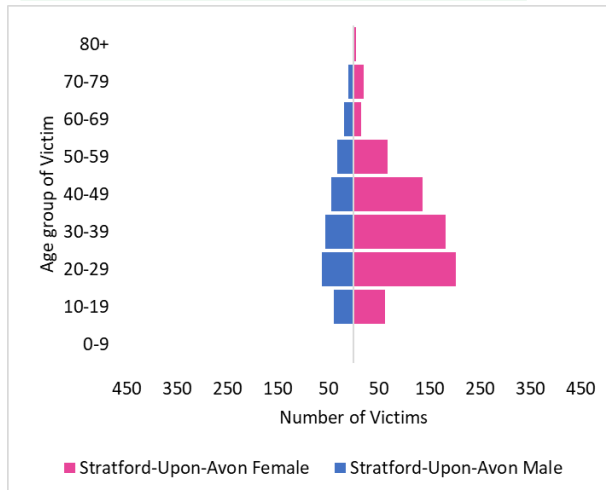


*Nuneaton and Bedworth Borough and Rugby Borough have a higher rate of female victims per 1,000 population for reported domestic violence, than other areas of Warwickshire.*

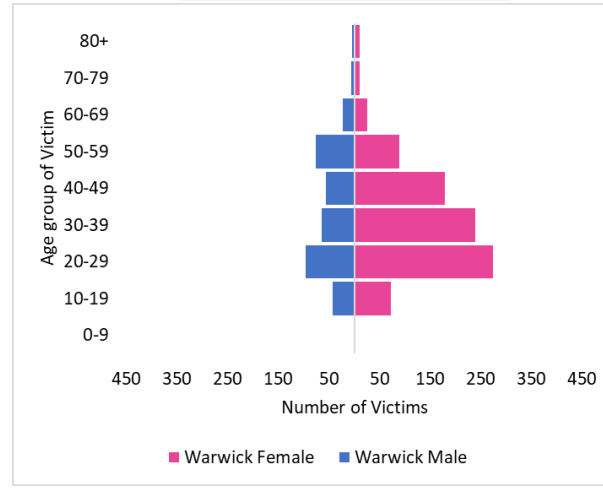
### Rugby Borough



### Stratford on Avon District



### Warwick District



*\*Based on victim data from offences reported to Warwickshire Police, BOX1 between April 2021 and March 2022, where a gender is specified.*

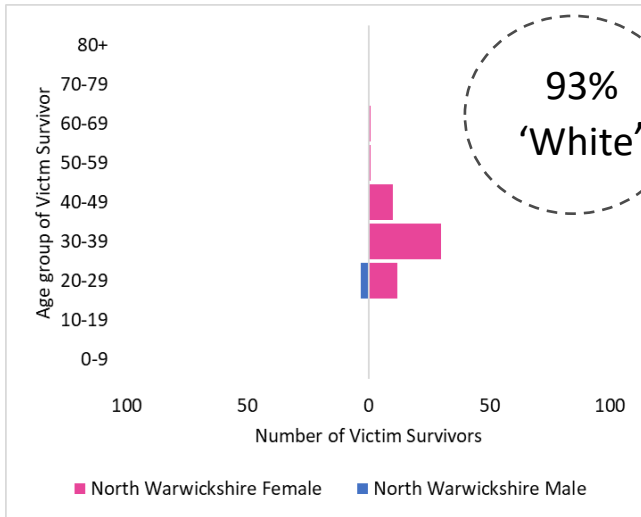
*Notes to the data:*

- Domestic Violence is based on violence with and without injury offences where the domestic flag has been applied. Domestic Violence offences are part of the overall total of Domestic Abuse offences noted on page 1. Nearly 80% of all reported domestic abuse related to domestic violence during this 12 month period.*
- Please see page 1 for other caveats to the data.*

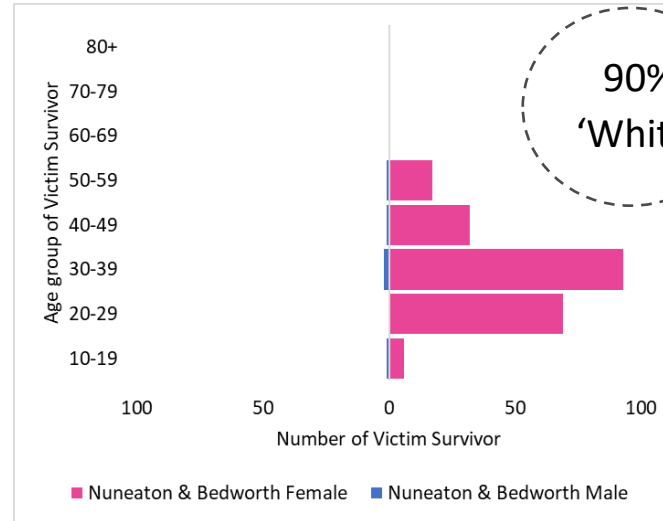


## Victim Profiles for Reports to Refuge for Domestic Abuse 2021/22\*, by Borough/District

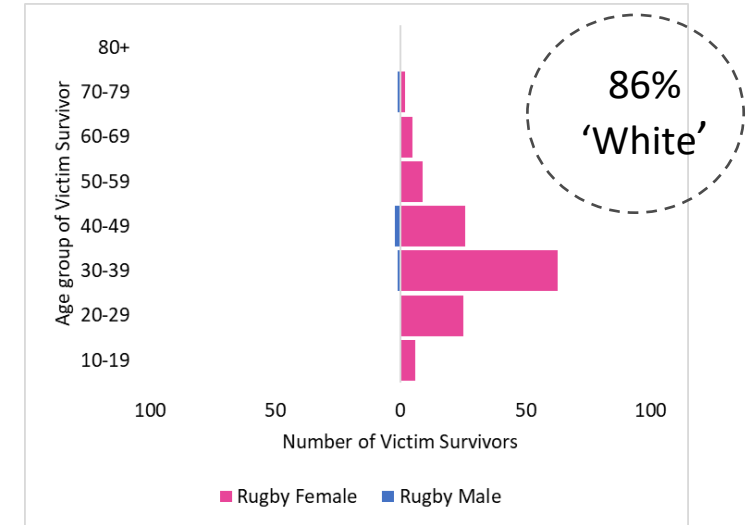
### North Warwickshire Borough



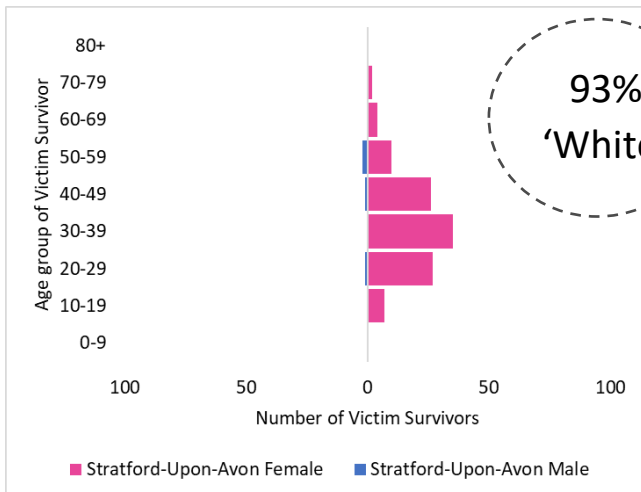
### Nuneaton and Bedworth Borough



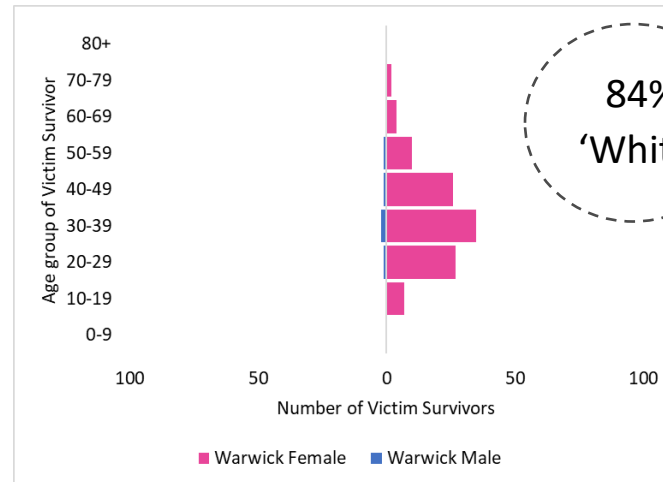
### Rugby Borough



### Stratford on Avon District



### Warwick District

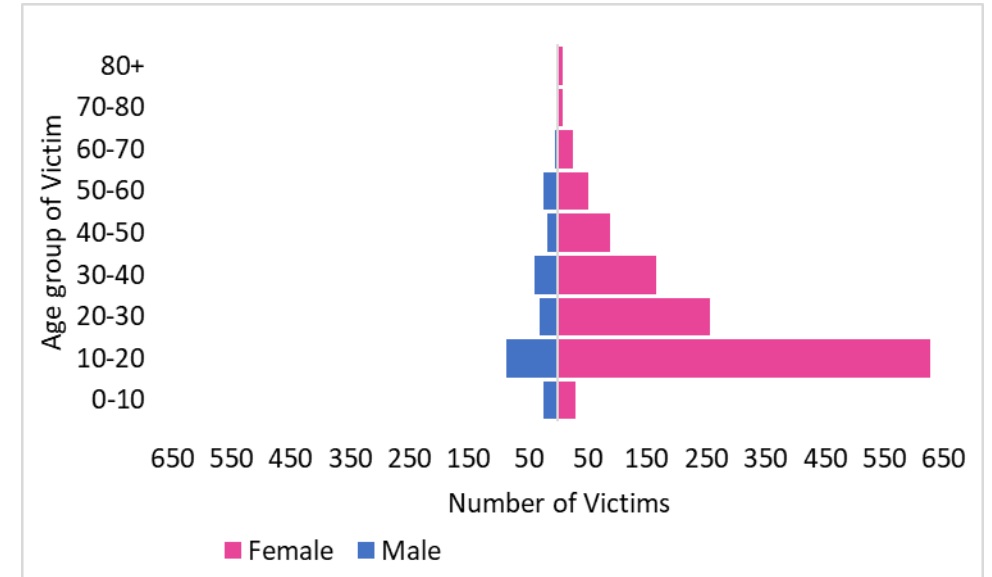
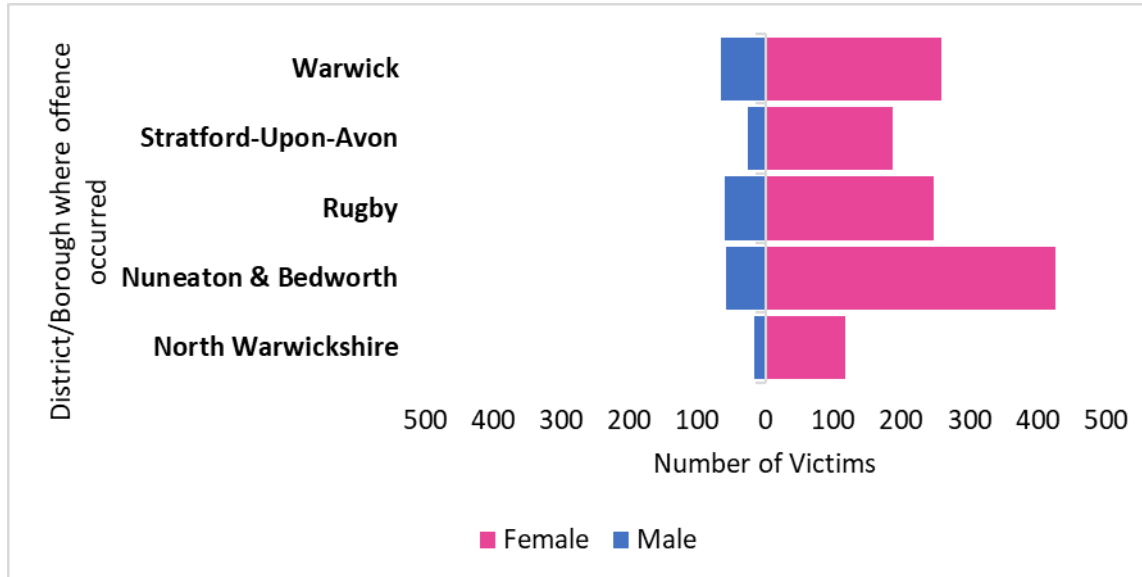


\*Based on victim survivor data for referrals to Refuge, Warwickshire's domestic abuse commissioned support service between April 2021 and March 2022 – Refuge, February 2023.



## Victim Profiles for Reported Rape and Sexual Offences 2021/22\*, by Borough/District

### Gender and Age Profiles for Rape and Sexual Offences reported to Warwickshire Police



*Nuneaton and Bedworth Borough have a higher rate of female victims per 1,000 population for reported rape offences, than other areas of Warwickshire.*

*Nuneaton and Bedworth Borough and Rugby Borough have a higher rate of female victims per 1,000 population for reported other sexual offences, than other areas of Warwickshire.*

*\*Based on victim data from offences reported to Warwickshire Police, BOXI between April 2021 and March 2022, where a gender is specified.*

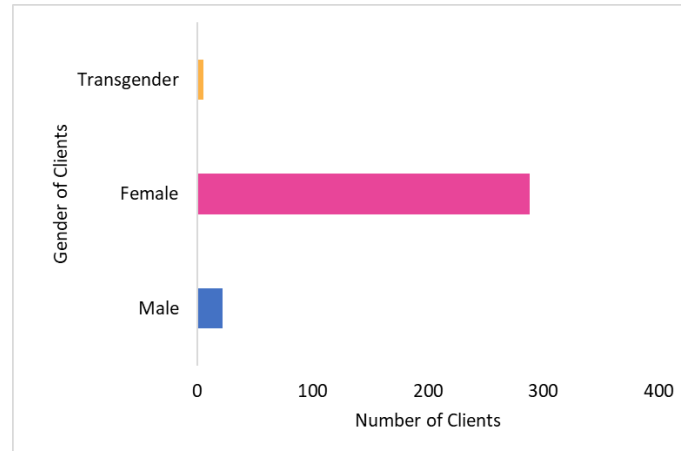
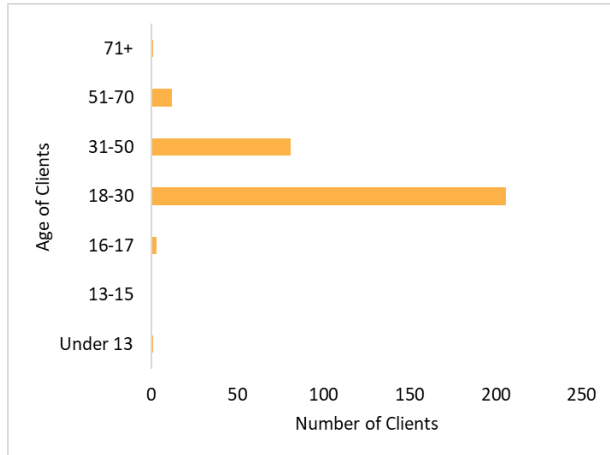
*Notes to the data:*

- 4% of victims did not specify a gender so these victims have not been included in these graphs. The Police data only shows 3 categories – ‘Female’, ‘Male’, ‘Unspecified/Blank’.*
- A victim may be included more than once within these demographics if they are a repeat victim.*
- Due to smaller volumes for rape and sexual offences, gender and age by district and borough has not been included in these graphs so as not to identify any victims.*
- Ethnicity data is not available.*

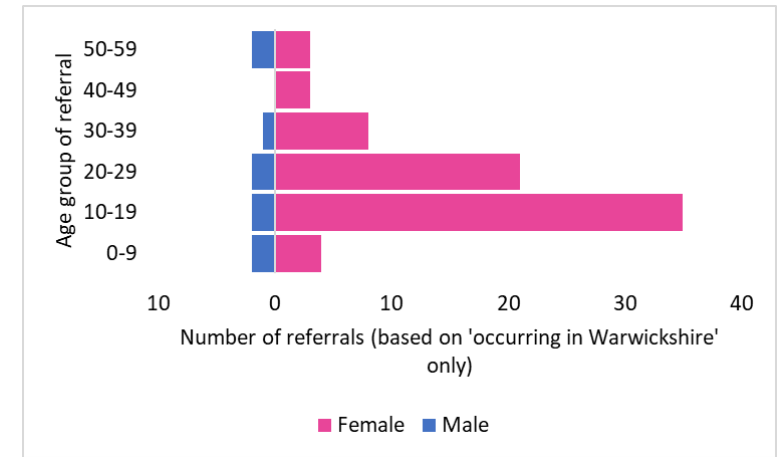


## Victim Profiles for Referrals to Support Services for Domestic Abuse, Rape or Sexual Offences 2021/22

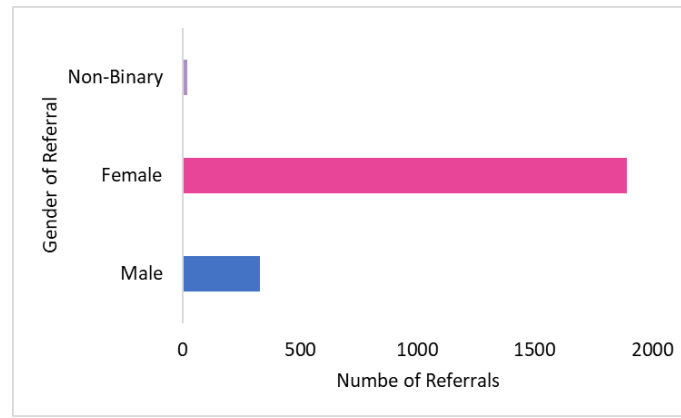
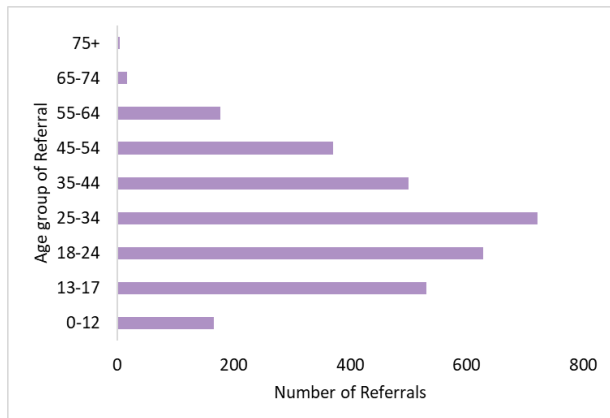
### Referrals to SARC (All Warwickshire)



### Referrals to Safeline\*



### Referrals to RoSA (All Warwickshire)\*\*



Sources: SARC; Safeline; RoSA; December 22, January and February 23.

Notes to the data:

- Data provided by Support Services is provided at different levels depending on the agency, and can not be cross-referenced to Police data. Therefore, some of these referrals may also be recorded as offences although it is not possible to identify how many.
- Profiles by gender and age is not available for district/borough due to the way that the data is recorded by different support services.
- The age groups do not correspond to the Police data age groups due to the way the data is recorded at the different support services.
- The volumes of referrals to each support service is different due to a number of external reasons.

\*1 respondent identified as 'Transgender'.

\*\* Based on referrals between 1<sup>st</sup> April 22 and 31<sup>st</sup> December 22 for 'Sexual Violence'.