

ACE Performance Between 01/04/2019 and 31/03/2024

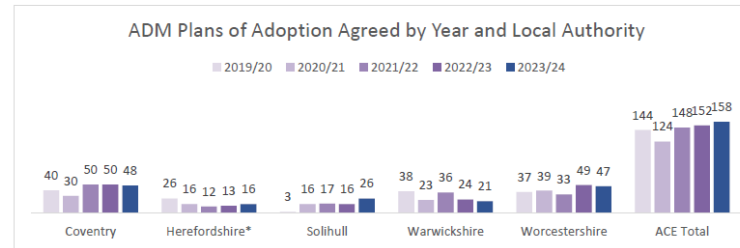


Child-level Data: Data Collated from the ASGLB Child-Level Returns

ADM Plans of Adoption (BIDS) Agreed by Year and Local Authority

	2019/20	2020/21	2021/22	2022/23	2023/24	Total
Coventry	40	30	50	50	48	218
Herefordshire*	26	16	12	13	16	83
Solihull	3	16	17	16	26	78
Warwickshire	38	23	36	24	21	142
Worcestershire	37	39	33	49	47	205
ACE Total	144	124	148	152	158	726

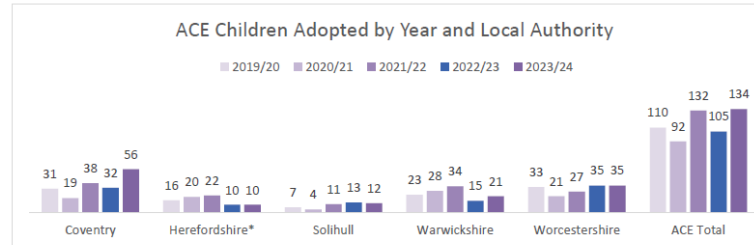
*Herefordshire figures include pre-ACE data. Herefordshire joined ACE in July 2019



ACE Children Adopted by Year and Local Authority

	2019/20	2020/21	2021/22	2022/23	2023/24	Total
Coventry	31	19	38	32	56	176
Herefordshire*	16	20	22	10	10	78
Solihull	7	4	11	13	12	47
Warwickshire	23	28	34	15	21	121
Worcestershire	33	21	27	35	35	151
ACE Total	110	92	132	105	134	573

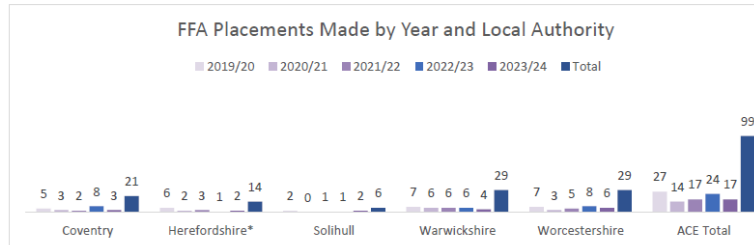
*Herefordshire figures include pre-ACE data. Herefordshire joined ACE in July 2019



Children Placed Under FFA Regulations by Year and Local Authority

	2019/20	2020/21	2021/22	2022/23	2023/24	Total
Coventry	5	3	2	8	3	21
Herefordshire*	6	2	3	1	2	14
Solihull	2	0	1	1	2	6
Warwickshire	7	6	6	6	4	29
Worcestershire	7	3	5	8	6	29
ACE Total	27	14	17	24	17	99

*Herefordshire figures include pre-ACE data. Herefordshire joined ACE in July 2019

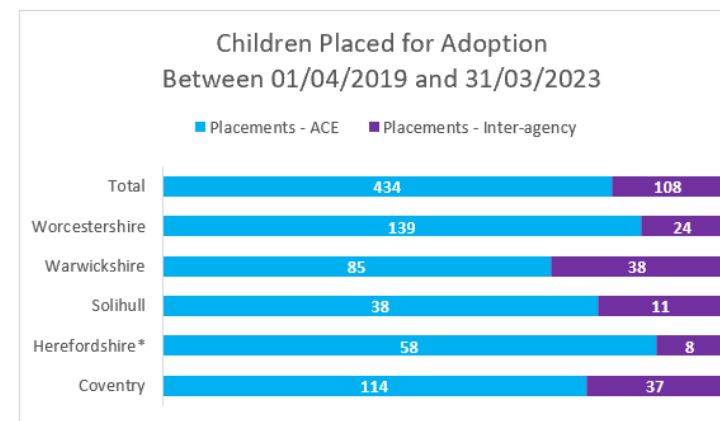


Placements Made by Year and Local Authority

Chart Area

	2019/20			2020/21			2021/22			2022/23			2023/24			Total		
	No. of Placements - ACE Adopters	Total No. of Placements	% With ACE Adopters	No. of Placements - ACE Adopters	Total No. of Placements	% With ACE Adopters	No. of Placements - ACE Adopters	Total No. of Placements	% With ACE Adopters	No. of Placements - ACE Adopters	Total No. of Placements	% With ACE Adopters	No. of Placements - ACE Adopters	Total No. of Placements	% With ACE Adopters	No. of Placements - ACE	Total No. of Placements	% With ACE Adopters
Coventry	21	24	87.5%	18	27	66.7%	26	30	86.7%	23	34	67.6%	26	36	72.2%	114	151	75.5%
Herefordshire*	9	14	64.3%	21	21	100.0%	12	12	100.0%	9	12	75.0%	7	7	100.0%	58	66	87.9%
Solihull	8	10	80.0%	4	4	100.0%	9	13	69.2%	13	17	76.5%	4	5	80.0%	38	49	77.6%
Warwickshire	25	28	89.3%	19	28	67.9%	12	18	66.7%	17	28	60.7%	12	21	57.1%	85	123	69.1%
Worcestershire	34	34	100.0%	21	21	100.0%	37	43	86.0%	23	29	79.3%	24	36	66.7%	139	163	85.3%
Total	97	110	88.2%	83	101	82.2%	96	116	82.8%	85	120	70.8%	73	105	69.5%	434	552	78.6%

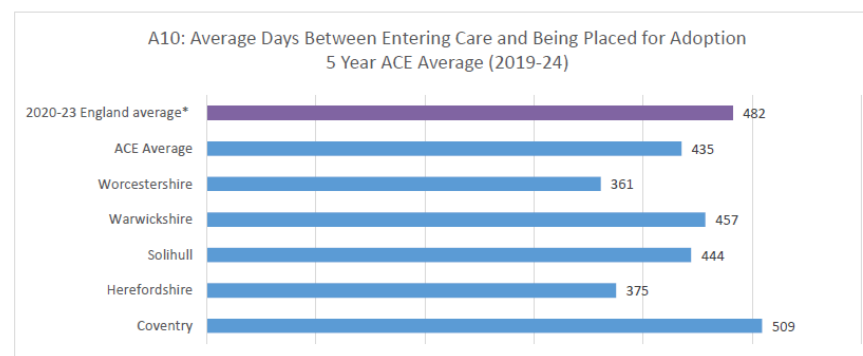
*Herefordshire figures include pre-ACE data. Herefordshire joined ACE in July 2019



A10. Average time (in days) between a child entering care and moving in with its adoptive family adjusted for foster carer adoptions, for children who have been adopted

	2019/20	2020/21	2021/22	2022/23	2023/24	5 Year ACE Average 2019-24	2020-23 England average (Provisional Coram-I Data)
Coventry	503	440	459	508	574	509	482 days
Herefordshire	488	290	330	492	322	375	
Solihull	341	287	349	413	676	444	
Warwickshire	344	354	554	451	567	457	
Worcestershire	216	391	248	493	433	361	
ACE Average	371	364	412	481	525	435	

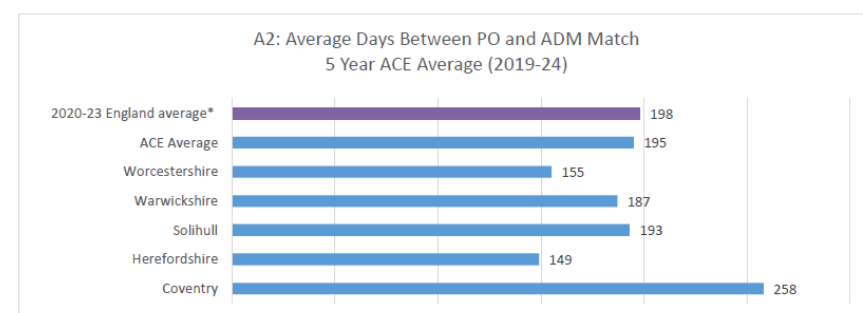
* 3 year average - provisional data from Coram-I



A2. Average time (in days) between a local authority receiving court authority to place a child and the local authority deciding on a match to an adoptive family, for children who have been adopted

	2019/20	2020/21	2021/22	2022/23	2023/24	5 Year ACE Average 2019-24	2020-23 England average (Provisional)
Coventry	364	357	236	172	222	258	198 days
Herefordshire	182	117	132	198	142	149	
Solihull	198	81	128	89	374	193	
Warwickshire	159	111	232	239	210	187	
Worcestershire	138	160	96	185	183	155	
ACE Average	216	174	180	179	218	195	

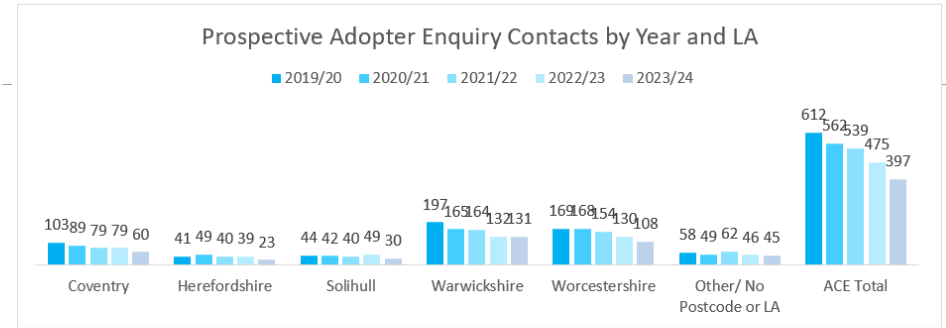
* 3 year average - provisional data from Coram-I



Adopter-level Data: Data Collated from the ASGLB Adopter-Level Returns

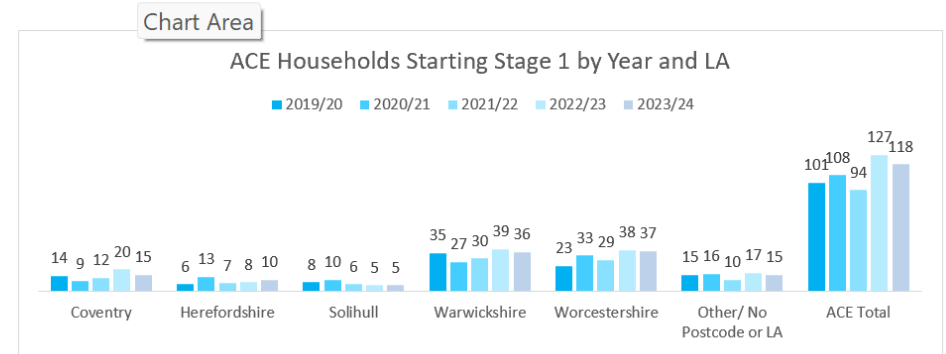
ACE Initial Contact' Where Reason for Contact was 'Prospective Adopter Enquiry': by Year and Local Authority

	2019/20	2020/21	2021/22	2022/23	2023/24	Total
Coventry	103	89	79	79	60	410
Herefordshire	41	49	40	39	23	192
Solihull	44	42	40	49	30	205
Warwickshire	197	165	164	132	131	789
Worcestershire	169	168	154	130	108	729
Other/ No Postcode or LA	58	49	62	46	45	260
ACE Total	612	562	539	475	397	2,585



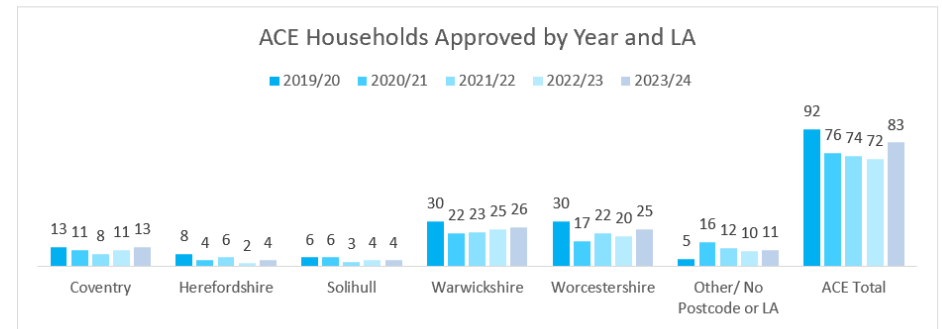
ACE Households Starting Stage 1 by Year and Local Authority

	2019/20	2020/21	2021/22	2022/23	2023/24	Total
Coventry	14	9	12	20	15	70
Herefordshire	6	13	7	8	10	44
Solihull	8	10	6	5	5	34
Warwickshire	35	27	30	39	36	167
Worcestershire	23	33	29	38	37	160
Other/ No Postcode or LA	15	16	10	17	15	73
ACE Total	101	108	94	127	118	548



ACE Households Approved by Year and Local Authority

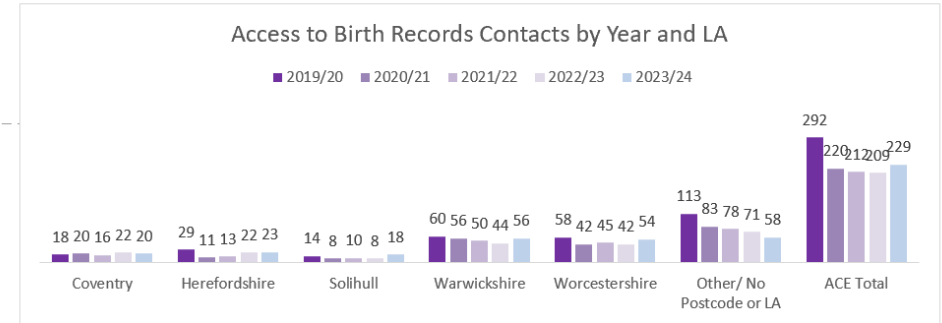
	2019/20	2020/21	2021/22	2022/23	2023/24	Total
Coventry	13	11	8	11	13	56
Herefordshire	8	4	6	2	4	24
Solihull	6	6	3	4	4	23
Warwickshire	30	22	23	25	26	126
Worcestershire	30	17	22	20	25	114
Other/ No Postcode or LA	5	16	12	10	11	54
ACE Total	92	76	74	72	83	397



Adopter-level Data: Adoption Support

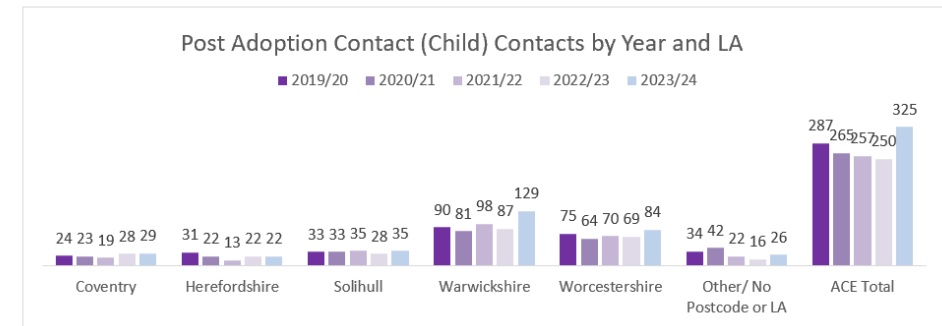
ACE Initial Contact' Where Reason for Contact was 'Access to Birth Records': by Year and Local Authority

	2019/20	2020/21	2021/22	2022/23	2023/24	Total
Coventry	18	20	16	22	20	96
Herefordshire	29	11	13	22	23	98
Solihull	14	8	10	8	18	58
Warwickshire	60	56	50	44	56	266
Worcestershire	58	42	45	42	54	241
Other/ No Postcode or LA	113	83	78	71	58	403
ACE Total	292	220	212	209	229	1162



ACE Initial Contact' Where Reason for Contact was 'Post Adoption Contact (Child)': by Year and Local Authority

	2019/20	2020/21	2021/22	2022/23	2023/24	Total
Coventry	24	23	19	28	29	123
Herefordshire	31	22	13	22	22	110
Solihull	33	33	35	28	35	164
Warwickshire	90	81	98	87	129	485
Worcestershire	75	64	70	69	84	362
Other/ No Postcode or LA	34	42	22	16	26	140
ACE Total	287	265	257	250	325	1,384



ACE Completed Adoption Support Assessments: by Year and Local Authority

	2019/20	2020/21	2021/22	2022/23	2023/24	Total
Coventry	13	13	8	11	11	56
Herefordshire	16	17	8	9	11	61
Solihull	23	14	24	16	22	99
Warwickshire	62	44	64	44	54	268
Worcestershire	39	44	38	34	26	181
Other/ No Postcode or LA	14	13	14	3	9	53
ACE Total	167	145	156	117	133	718

